



Palos Verdes Estates Police Department

Monthly Statistics for February 2026



CRIME REPORTING

The PVEPD reports crime and arrest data to the FBI through the National Incident-Based Reporting System (NIBRS). The NIBRS collects data on each incident and arrest within 22 offense categories made up of 46 specific crimes called Group A offenses. Definitions of the NIBRS offenses (which can vary from definitions in California law) can be viewed by visiting [NIBRS Offense Definitions](#). Sharing this monthly data provides transparency with the public and gives an overall view of crimes, with a comparison to the prior year.

While the NIBRS reporting requirements and definitions create uniformity in data collected nationwide, it can have an appearance of being different from the weekly crime logs produced internally by the PVEPD and also shared with the public. This is due to the method the FBI collects the data, the validation process involved, late reported crimes and the nature of evolving criminal investigations.

Despite the potential variations in numbers, in an effort towards increased transparency, the PVEPD provides the public with both a weekly report, along with a monthly and year-to-date reports.

Additional information on the offenses can be found by viewing our weekly crime logs at [Reports and Statistics | Palos Verdes Estates, CA](#).

February 2026 Crimes

Offense	Total
Simple Assault	1
Intimidation	1
Extortion/Blackmail	1
Theft From Motor Vehicle	1
All Other Larceny	3
Motor Vehicle Theft	1
Counterfeiting/Forgery	1
Identity Theft	1
Destruction/Damage/Vandalism of Property	3
Drug/Narcotic Violations	5
Drug Equipment Violations	1
Weapons Law Violations	1
Total	20

February 2026 Arrests

Offense	Total
Simple Assault	1
Stolen Property Offenses	1
Destruction/Damage/Vandalism of Property	1
Drug/Narcotic Violations	5
Weapons Law Violations	1
Disorderly Conduct	1
Driving Under the Influence	3
All Other Offenses	1
Total	14

Data current as of March 5, 2026. Statistics can fluctuate based on information learned during ongoing investigations, late reported crimes and validation of data.



Palos Verdes Estates Police Department

Monthly Statistics for February 2026



Year to Date Crime Data

Offense	Reported in 2026	Reported in 2025	Percent Change
Murder	0	0	NA
Negligent Manslaughter	0	0	NA
Justifiable Homicide	0	0	NA
Non-consensual Sex Offenses:			
Rape	0	0	NA
Sodomy	0	0	NA
Sexual Assault with Object	0	0	NA
Fondling	0	0	NA
Aggravated Assault	0	1	-100.00%
Simple Assault	1	3	-66.67%
Intimidation	4	2	100.00%
Kidnapping/Abduction	0	0	NA
Consensual Sex Offenses:			
Incest	0	0	NA
Statutory Rape	0	0	NA
Human Trafficking, Commercial Sex Acts	0	0	NA
Human Trafficking, Involuntary Servitude	0	0	NA
Crimes Against Persons Total	5	6	-16.67%
Robbery	0	0	NA
Burglary/Breaking & Entering	0	9	-100.00%
Larceny/Theft Offenses	12	10	20.00%
Motor Vehicle Theft	2	0	NA
Arson	0	0	NA
Destruction Of Property	3	1	200.00%
Counterfeiting/Forgery	6	10	-40.00%
Fraud Offense	5	5	0.00%
Embezzlement	0	0	NA
Extortion/Blackmail	1	0	NA
Bribery	0	0	NA
Stolen Property Offenses	0	3	-100.00%
Crimes Against Property Total	29	38	-23.68%
Drug/Narcotic Violations	7	9	-22.22%
Drug Equipment Violations	2	6	-66.67%
Gambling Offenses	0	0	NA
Pornography/Obscene Material	0	0	NA
Prostitution	0	0	NA
Weapons Law Violation	2	0	NA
Animal Cruelty	0	0	NA
Crimes Against Society Total	11	15	-26.67%
Total Group "A" Offenses	45	59	-23.73%

Data current as of March 5, 2026. Statistics can fluctuate based on information learned during ongoing investigations, late reported crimes and validation of data.



Palos Verdes Estates Police Department

Monthly Statistics for February 2026



Year to Date Arrest Data

Offense	Total
Simple Assault	1
Motor Vehicle Theft	1
Stolen Property Offenses	1
Destruction/Damage/Vandalism of Property	1
Drug/Narcotic Violations	7
Drug Equipment Violations	1
Weapons Law Violations	2
Disorderly Conduct	1
Driving Under the Influence	10
All Other Offenses	9
Total	34

Data current as of March 5, 2026. Statistics can fluctuate based on information learned during ongoing investigations, late reported crimes and validation of data.



Palos Verdes Estates Police Department

Monthly Statistics for February 2026



RESPONSE TIMES

When a person contacts the Police Department to report a call for service, the dispatcher starts obtaining information from the person. The dispatcher enters this information into the Computer Aided Dispatch (CAD) system, which creates a log entry, including an automatically entered date and time stamp for when the call was received. This is considered pre-dispatch time. The Dispatcher then assigns the call to an Officer who drives to the scene. This is considered travel time.

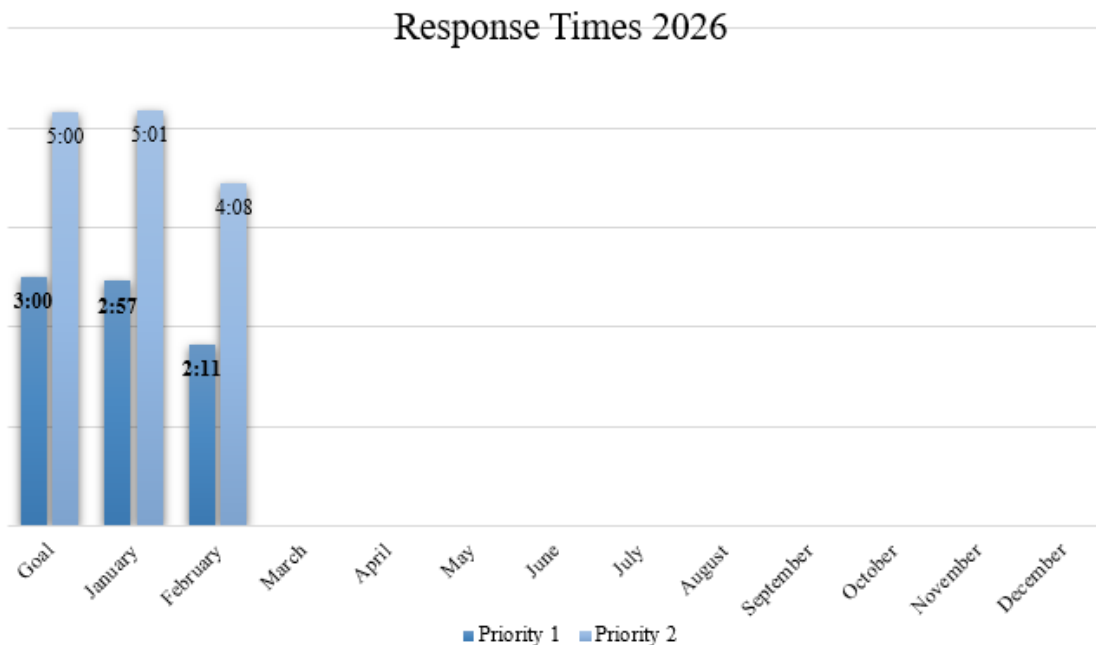
The combined pre-dispatch and travel time represent the total response time. Some law enforcement agencies, particularly those that must hold calls until an Officer is available, only consider travel time as their total response time.

Definitions

A Priority 1 call is an emergency, such as a burglary in progress, a traffic collision with injuries, a felony assault, a medical emergency and a fire. A Priority 2 call is urgent but not an emergency. Examples include a suspicious person, family disturbance, a burglary alarm, 9-1-1 hang-up, traffic collision without injuries, and a reckless driver.

The goal of the PVEPD is to have a response time to Priority 1 calls within 3 minutes, and Priority 2 calls within 5 minutes.

Priority	Jan	Feb	Mar	Apr	May	Jun	Jul	Aug	Sep	Oct	Nov	Dec	Avg.
1	2:57	2:11											2:35
2	5:01	4:08											4:34



Data current as of March 5, 2026. Statistics can fluctuate based on information learned during ongoing investigations, late reported crimes and validation of data.



Palos Verdes Estates Police Department

Monthly Statistics for February 2026



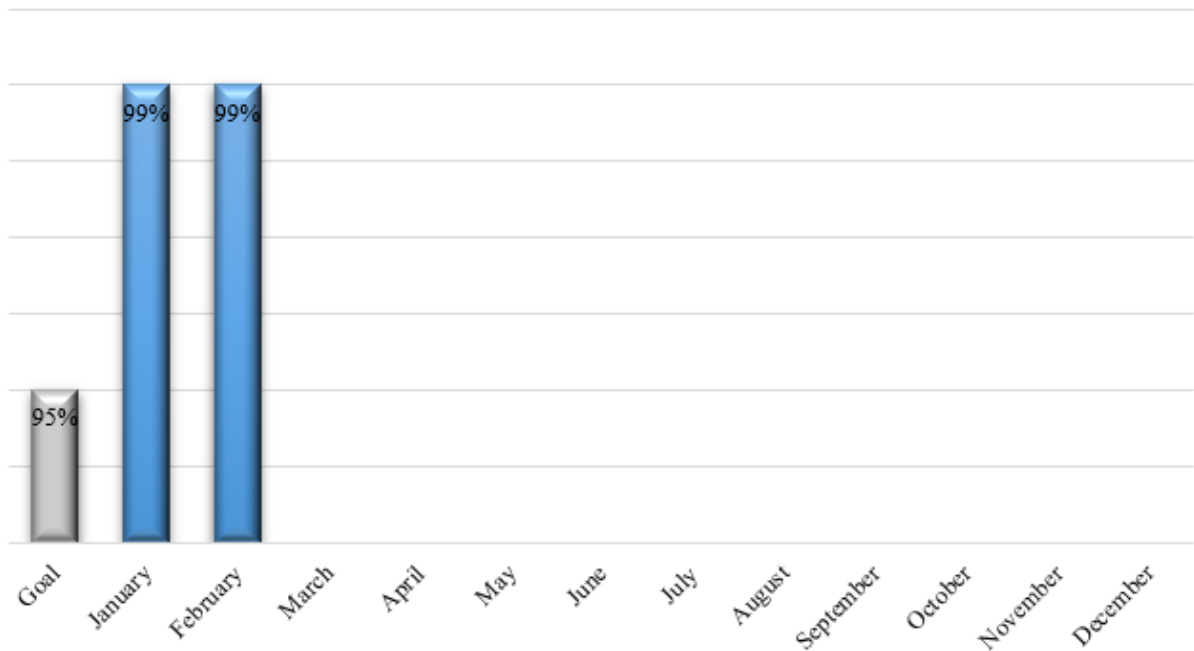
9-1-1 ANSWER TIMES

On average, the PVEPD received over 100 9-1-1 calls every month. It is important that we have available dispatchers to answer those emergency calls quickly. The PVEPD Dispatch center is located in our police station and our dispatchers are focused on Palos Verdes Estates alone. This enables our dispatchers to answer 9-1-1 calls in our city very quickly and significantly contributes to a quick response time.

The goal of the PVEPD is to answer 95% of 9-1-1 calls in 10 seconds or less.

2026	Jan	Feb	Mar	Apr	May	Jun	Jul	Aug	Sep	Oct	Nov	Dec	Avg.
911 Calls	208	180											194
% in 10 seconds	99%	99%											99%

2026 911 Calls Answered within 10 seconds



Data current as of March 5, 2026. Statistics can fluctuate based on information learned during ongoing investigations, late reported crimes and validation of data.



Palos Verdes Estates Police Department

Monthly Statistics for February 2026



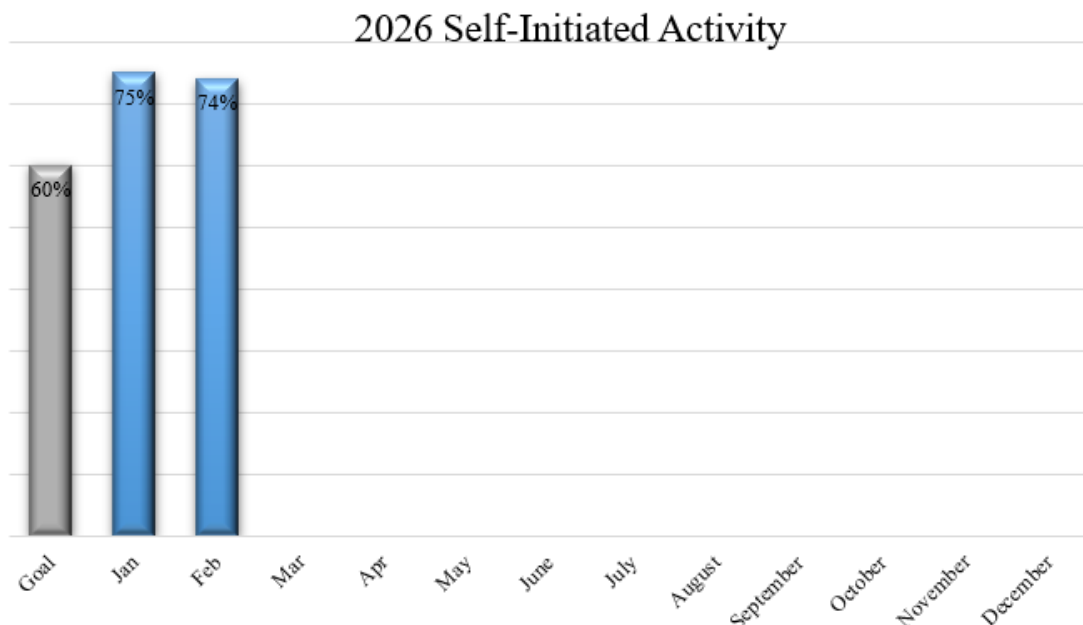
SELF-INITIATED ACTIVITY

The International City/County Management Association (ICMA) is a non-profit professional association of local government administrators and managers. ICMA has a “Rule of 60” regarding appropriate staffing levels for local police departments. In general, part of the “Rule of 60” is to maintain that no more than 60 percent of patrol staffing should be “saturated” by workload demands from the community. In other words, Officers should have a minimum of 40 percent of their time available for patrolling the community, self-initiated policing, and/or time for community policing.

On average, our dispatchers enter over 2,000 log entries into our Computer Aided Dispatch (CAD) system every month, including calls for service and self-initiated policing. This is when members of the PVEPD take action without a call for service. This includes traffic stops, patrol/security checks, campus checks, parking violations, officer initiated investigations, locating hazardous areas and more. This proactive work improves public safety, reduces crime, reduces traffic collisions and can improve relationships with the police department and the public.

The goal of the PVEPD is to have at least 60% of our CAD Entries be Self-Initiated Policing.

2026	Jan	Feb	Mar	Apr	May	Jun	Jul	Aug	Sep	Oct	Nov	Dec	Avg.
CAD Entries	2198	1853											2026
Self-Initiated	1652	1361											1507
Self-Initiated %	75%	73%											74%



Data current as of March 5, 2026. Statistics can fluctuate based on information learned during ongoing investigations, late reported crimes and validation of data.



Palos Verdes Estates Police Department

Monthly Statistics for February 2026



TRAFFIC COLLISIONS AND ENFORCEMENT

Traffic Safety is a priority for the Palos Verdes Estates Police Department. It is crucial for protecting the lives and well-being of all road users, including drivers, passengers, pedestrians, and cyclists. By adhering to traffic laws and regulations, we can significantly reduce the number of accidents, injuries, and fatalities on our roads. While we would prefer voluntary compliance with traffic laws, we enforce traffic laws with citations and warnings. In addition to enforcement, we engage in community outreach and education programs to raise awareness about the importance of traffic safety and encourage responsible behavior.

Traffic citations include moving violations (such as speed, stop signs, bicycle laws etc.) and other violations (such as brake lights, window tint, expired registration, infraction licensing laws, etc.)

Citations

2026	Jan	Feb	Mar	Apr	May	Jun	Jul	Aug	Sep	Oct	Nov	Dec	Total
Traffic Cites	198	136											334
Parking Cites	148	88											236

Collisions

2026	Jan	Feb	Mar	Apr	May	Jun	Jul	Aug	Sep	Oct	Nov	Dec	Total	Percent Change from 2025
Non-Injury Collisions	4	7												450%
Injury Collisions	2	4												200%
Of which, Bicyclists Involved	0	0												-100%

Data current as of March 5, 2026. Statistics can fluctuate based on information learned during ongoing investigations, late reported crimes and validation of data.