

RESOLUTION R09-18

**A RESOLUTION OF THE CITY COUNCIL OF THE CITY OF PALOS VERDES
ESTATES, CALIFORNIA, ADOPTING THE ANNUAL BUDGET
FOR FISCAL YEAR 2009-2010 AND FIXING THE LIMITATION OF
EXPENDITURES FOR THE SEVERAL PURPOSES,
FUNCTIONS, FUNDS AND ACTIVITIES**

THE CITY COUNCIL OF THE CITY OF PALOS VERDES ESTATES, CALIFORNIA DOES
RESOLVE AS FOLLOWS:

Section 1. The proposed budget of expenditures duly submitted and considered, is hereby approved, adopted and fixed as the annual budget of the City of Palos Verdes Estates for the fiscal year commencing July 1, 2009 and ending June 30, 2010 and in the amount, and for the purposes, functions, funds and activities set forth in Exhibits A and B, copies of which shall be permanently attached to this resolution.

Section 2. The fund appropriations herein set forth shall constitute the maximum expenditures authorized for those funds. The City Manager is hereby authorized to make budgetary revisions within and between budget categories of each department's appropriations if, in his opinion, such a revision is necessary and proper; and will promptly notify the City Council of such revision.

Section 3. The City Manager may, at his discretion, transfer an amount not to exceed \$10,000 per item from the contingency account to any other account or department, and will promptly notify the City Council of such transfer.

Section 4. The City Manager does hereby authorize and approve the number and classifications of employees in the respective functions, departments, and/or activities for the fiscal year 2009-2010 budget as set forth in Exhibit C.


Section 5. The City Clerk shall certify to the passage and adoption of Resolution R09-18 and enter it into the book of original resolutions.

PASSED, APPROVED AND ADOPTED on this 23rd day of June, 2009.


Ellen Perkins, Mayor

ATTEST:

APPROVED AS TO FORM:


Judy Smith, City Clerk



Joseph W. Pannone, City Attorney

EXHIBIT A

ESTIMATED FUND BALANCES
YEAR ENDING JUNE 30, 2010

| FUND | ESTIMATED BALANCE 7/1/2009 | PLUS RESERVED FUND BAL. | PROJECTED REVENUES | DESIGNATED & TRANSFERS | PROJECTED EXPENDITURES | RESERVE | ESTIMATED BALANCE 6-30-2010 |
|------------------------------|----------------------------------|-------------------------------|-----------------------|---------------------------|---------------------------|-------------|-----------------------------------|
| 1 GENERAL | 7,665,984 | 221,280 | 10,243,150 | -360,000 | 9,750,525 | 221,280 | 7,798,609 |
| 2 GAS TAX | 215,659 | | 464,965 | -326,715 | 353,475 | | 434 |
| 3 DRUG INTERVENTION | 184,924 | | 18,500 | | 0 | | 203,424 |
| 4 CAL. LAW ENFORCE TECH | 592 | | 0 | | 0 | | 592 |
| 5 SLESF (COPS) | -8,740 | | 100,000 | | 81,430 | | 9,830 |
| 6 SPECIAL PROJECTS | 551,385 | | 312,025 | -291,450 | 30,430 | | 541,530 |
| 7 CORRECTIONS TRAINING | 28 | | 5,000 | | 3,605 | | 1,423 |
| 22 FIRE/PARAMEDIC PARCEL TAX | 349,240 | | 3,830,855 | | 3,958,945 | | 221,150 |
| 26 TRANSIT TAX - PROP A | 515,634 | | 215,000 | | 205,310 | | 525,324 |
| 27 TRANSIT TAX - MEASURE R | 0 | | 72,335 | | 0 | | 72,335 |
| 28 TRANSIT TAX - PROP C | 135,104 | | 177,500 | | 189,575 | | 123,029 |
| 30 CAPITAL IMPROVEMENT | 6,431,208 | | 195,000 | 618,165 | 1,929,500 | | 5,314,873 |
| 50 STABLE | 56,620 | | 15,000 | | 0 | | 71,620 |
| 60 EQUIPMENT REPLACEMENT | 1,898,553 | | 40,000 | | -206,290 | | 2,144,843 |
| 62 SEWER FUND | 3,893,526 | 4,989,340 | 1,454,000 | | 4,580,000 | 4,989,340 | 767,526 |
| 65 INSURANCE | 565,822 | | 10,000 | | -19,395 | | 595,217 |
| TOTALS | \$22,455,539 | \$5,210,620 | \$17,153,330 | -\$360,000 | \$20,857,110 | \$5,210,620 | \$18,391,759 |

EXHIBIT B

EXPENDITURES BY FUND
YEAR ENDING JUNE 30, 2010

| FUND | General | Gas Tax | SLESF | Sp. Proj. | Correct. | Fire Dist. | Prop A | Prop C | Cap. Impr. | Equip. | Sewers | Insur. | TOTAL |
|---------------------|-----------|---------|--------|-----------|----------|------------|---------|---------|------------|----------|-----------|---------|------------|
| | 1 | 2 | 5 | 6 | 7 | 22 | 26 | 28 | 30 | 60 | 62 | 65 | |
| DEPARTMENT | | | | | | | | | | | | | |
| City Manager | 394,065 | | | | | | | | | | | | 394,065 |
| Finance | 415,415 | | | | | | | | | | | | 415,415 |
| City Clerk | 254,185 | | | | | | | | | | | | 254,185 |
| City Treasurer | 30,020 | | | | | | | | | | | | 30,020 |
| City Attorney | 147,000 | | | | | | | | | | | | 147,000 |
| City Properties | 221,385 | | | | | | | | | | | | 221,385 |
| Non-Department | 133,505 | | | | | | 5,310 | | | | | | 138,815 |
| Police | 5,655,200 | | 81,430 | | 3,605 | | | | | | | | 5,740,235 |
| Fire Department | 0 | | | | | 3,958,945 | | | | | | | 3,958,945 |
| Building Inspect. | 565,095 | | | | | | | | | | | | 565,095 |
| Planning | 416,335 | | | | | | | | | | | | 416,335 |
| Public Works Ad. | 211,745 | 3,350 | | 13,100 | | | | | | | | | 228,195 |
| Streets | 163,660 | 350,125 | | 7,710 | | | | | | | | | 521,495 |
| Transit | 0 | | | | | | 200,000 | 189,575 | | | | | 389,575 |
| Parklands | 1,142,915 | | | 9,620 | | | | | | | | | 1,152,535 |
| Stable | 0 | | | | | | | | | | | | 0 |
| Insurance | 0 | | | | | | | | | | | -19,395 | -19,395 |
| Equipment Replc. | 0 | | | | | | | | | -206,290 | | | -206,290 |
| Sewers | 0 | | | | | | | | | | 4,580,000 | | 4,580,000 |
| Capital Improvement | 0 | | | | | | | | 1,929,500 | | | | 1,929,500 |
| TOTAL | 9,750,525 | 353,475 | 81,430 | 30,430 | 3,605 | 3,958,945 | 205,310 | 189,575 | 1,929,500 | -206,290 | 4,580,000 | -19,395 | 20,857,110 |

EXHIBIT C**FY 2009-2010 Authorized Positions & Ranges**

| Classification | No. FTE Authorized | |
|-------------------------------|--------------------|---------------|
| Administrative Analyst | 1 | 5,018-6,271 |
| Assistant City Manager* | 1 | 10,258-12,226 |
| City Manager* | 1 | 13,137-15,778 |
| Exec. Assistant to City Mgr. | 1 | 4,540-5,680 |
| Financial Services Manager | 1 | 5,688-7,116 |
| Police Chief | 1 | 10,981-13,131 |
| Police Captain | 1 | 8,312-10,391 |
| Secretary to Police Chief | 1 | 3,927-4,836 |
| Code Enforcement Officer | 1 | 4,198-5,103 |
| Deputy City Clerk | 1 | 3,480-4,668 |
| Financial Services Technician | 2 | 3,277-4,393 |
| Maintenance Foreman | 1 | 4,645-6,230 |
| Maintenance Worker | 4 | 2,996-4,019 |
| Permit Technician | 1.5 | 3,277-4,393 |
| Receptionist | 0.56 | 2,454-2,984 |
| Senior Receptionist | 0.56 | 2,765-3,364 |
| Community Relations Officer | 1 | 3,285-4,577 |
| Lead Services Officer | 2 | 3,485-4,856 |
| Police Officer | 14 | 4,625-6,083 |
| Senior Police Officer | 3 | 4,857-6,388 |
| Sergeant | 6 | 5,378-7,417 |
| Service Officer | 8 | 3,166-4,417 |
| Traffic Control Officer | 1 | 1,874-2,279 |
| Police Intern | 1 | \$8.00/hr |
| Data Entry Clerk | 0.5 | \$10.00/hr |
| City Treasurer | 0.12 | \$300/month |
| Total Authorized Positions | 56.24 | |

* Includes housing allowance of \$2,083 per month
for eligible management staff (City Manager, Asst. City Manager)


STATE OF CALIFORNIA)
COUNTY OF LOS ANGELES) SS:
CITY OF PALOS VERDES ESTATES)

I, Vickie Kroneberger, Deputy City Clerk for the City of Palos Verdes Estates, California, do hereby certify that the foregoing Resolution **R09-18** was duly and regularly approved and adopted by the City Council of the City of Palos Verdes Estates at its regular meeting of the City Council on the 23rd day of June, 2009, by the following vote:

AYES: COUNCILMEMBERS: Perkins, Humphrey, Goodhart,
Rea, and Bird

NOES: COUNCILMEMBERS: None

ABSENT: COUNCILMEMBERS: None



Vickie Kroneberger, Deputy City Clerk