

**CITY OF PALOS VERDES ESTATES  
RESOLUTION NO. 03-25**

A RESOLUTION OF THE CITY OF PALOS VERDES ESTATES, CALIFORNIA, FINDING THE CITY TO BE IN CONFORMANCE WITH THE CONGESTION MANAGEMENT PROGRAM (CMP) AND ADOPTING THE CMP LOCAL IMPLEMENTATION REPORT, IN ACCORDANCE WITH CALIFORNIA GOVERNMENT CODE SECTION 65089

WHEREAS, the Los Angeles County Metropolitan Transportation Authority ("MTA"), acting as the Congestion Management Agency for Los Angeles County, adopted the 2002 Congestion Management Program in June 2002; and

WHEREAS, the adopted CMP requires that MTA annually determine that the County and cities within the County are conforming to all CMP requirements; and

WHEREAS, the adopted CMP requires submittal to the MTA of the CMP local implementation report by September 1 of each year; and

WHEREAS, the City Council held a noticed public hearing on July 22, 2003.

NOW, THEREFORE, THE CITY COUNCIL FOR THE CITY OF PALOS VERDES ESTATES DOES HEREBY RESOLVE AS FOLLOWS:

SECTION 1. That the City has taken all of the following actions, and that the City is in conformance with all applicable requirements of the 2003 CMP.

The City has locally adopted and continues to implement a transportation demand management ordinance, consistent with the minimum requirements identified in the CMP Transportation Demand Management Chapter.

The City has locally adopted and continues to implement a land use analysis program, consistent with the minimum requirements identified in the CMP Land Use Analysis Program Chapter.

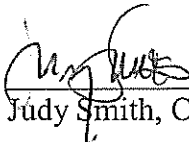
The City has adopted a Local Implementation Report, attached hereto and made a part hereof, consistent with the requirements identified in the CMP. This report balances traffic congestion impacts due to growth within the City with transportation improvements, and demonstrates that the City is meeting its responsibilities under the Countywide Deficiency Plan.

SECTION 2. That the City Clerk shall certify to the adoption of this Resolution and shall forward a copy of this Resolution to the Los Angeles County Metropolitan Transportation Authority.


ADOPTED this 22<sup>nd</sup> day of JULY, 2003.

  
Fred W. Mackenbach, Mayor

ATTEST:

  
\_\_\_\_\_  
Judy Smith, City Clerk

APPROVED AS TO FORM:

  
\_\_\_\_\_  
Michael J. Karger, Assistant City Attorney

**CITY OF PALOS VERDES ESTATES**

Date Prepared: 15-Jul-03

**2003 CMP Local Implementation Report**

Report Period: JUNE 1, 2002 - MAY 31, 2003

Contact: KIRSTEN MUNZ  
 Phone Number: 310-378-0383

**CONGESTION MANAGEMENT PROGRAM  
 FOR LOS ANGELES COUNTY**

**2002 DEFICIENCY PLAN STATUS SUMMARY**

<b>1.</b>	<b>Total Current Congestion Mitigation Goal</b> [from Section I]		<b>(95)</b>
	Exempted Dwelling Units	0	
	Exempted Non-residential sq. ft. (in 1,000s)	0	
<b>2.</b>	<b>Transportation Improvements Credit Claims</b> [from Section II]		<b>355</b>
	Land Use Strategy Claims	0	
	Capital Improvement Claims	0	
	Transit Claims	1	
	TDM Claims	3	
	<b>Total Strategies Claimed</b>	<b>4</b>	
	<b>Subtotal Current Credit (Goal)</b>		<b>260</b>
<b>3.</b>	<b>Carryover Credit from Last Year's (2001)</b> <b>Local Implementation Report</b>		<b>1,237</b>
	<b>Net Deficiency Plan Credit Balance:</b>		<b>1,497</b>

**CITY OF PALOS VERDES ESTATES**

Date Prepared: 15-Jul-03

**2003 CMP Local Implementation Report**

Report Period: JUNE 1, 2002 - MAY 31, 2003

**SECTION I - NEW DEVELOPMENT ACTIVITY REPORT**

**PART 1: NEW DEVELOPMENT ACTIVITY**

<b>RESIDENTIAL DEVELOPMENT ACTIVITY</b>				
<b>Category</b>	<b>Dwelling Units</b>		<b>Debit Value/DU</b>	<b>Debits</b>
Single Family Residential	24.00	x	6.80	= 163
Multi-Family Residential	0.00	x	4.76	= 0
Group Quarters	0.00	x	1.98	= 0
<b>COMMERCIAL DEVELOPMENT ACTIVITY</b>				
<b>Category</b>	<b>1000 Gross Square Feet</b>		<b>Debit Value/1000SF</b>	<b>Debits</b>
Commercial (less than 300,000 sq.ft.)	0.00	x	22.23	= 0
Commercial (300,000 sq.ft. or more)	0.00	x	17.80	= 0
Freestanding Eating & Drinking	0.00	x	66.99	= 0
<b>NON-RETAIL DEVELOPMENT ACTIVITY</b>				
<b>Category</b>	<b>1000 Gross Square Feet</b>		<b>Debit Value/1000SF</b>	<b>Debits</b>
Lodging	0.00	x	7.21	= 0
Industrial	0.00	x	6.08	= 0
Office (less than 50,000 sq.ft.)	0.00	x	16.16	= 0
Office (50,000-299,999 sq.ft.)	0.00	x	10.50	= 0
Office (300,000 sq.ft. or more)	0.00	x	7.35	= 0
Medical	0.00	x	16.90	= 0
Government	0.00	x	20.95	= 0
Institutional/Educational	0.00	x	7.68	= 0
University (# of students)	0.00	x	1.66	= 0
<b>OTHER DEVELOPMENT ACTIVITY</b>				
<b>Description</b> (Attach additional sheets if necessary)	<b>Daily Trips</b>		<b>Debit Value/Trip</b>	<b>Debits</b>
	0			
ENTER IF APPLICABLE	0.00	x	0.71	= 0
ENTER IF APPLICABLE	0.00	x	0.71	= 0
Subtotal New Development Activity				= 163
Adjustments (Optional) - Complete Part 2				= 68
<b>Total Current Congestion Mitigation Goal (Points)</b>				<b>= (95)</b>

**CITY OF PALOS VERDES ESTATES**

Date Prepared: 15-Jul-03

**2003 CMP Local Implementation Report**

Report Period: JUNE 1, 2002 - MAY 31, 2003

**SECTION I - NEW DEVELOPMENT ACTIVITY REPORT (Continued)**

Enter information where it says "Enter." If not applicable, enter "0" so it will total.

**PART 2: NEW DEVELOPMENT ADJUSTMENTS**

IMPORTANT: Adjustments may be claimed only for 1) development permits that were both issued and revoked, expired or withdrawn during the reporting period, and 2) demolition of any structure within the reporting period.

**RESIDENTIAL DEVELOPMENT ADJUSTMENTS**

Category	Dwelling Units		Adjustment Value/DU		Subtotal
Single Family Residential	10.00	x	6.80	=	68
Multi-Family Residential	0.00	x	4.76	=	0
Group Quarters	0.00	x	1.98	=	0

**COMMERCIAL DEVELOPMENT ADJUSTMENTS**

Category	1000 Gross Square Feet		Adjustment Value/1000SF		Subtotal
Commercial (less than 300,000 sq.ft.)	0.00	x	22.23	=	0
Commercial (300,000 sq.ft. or more)	0.00	x	17.80	=	0
Freestanding Eating & Drinking	0.00	x	66.99	=	0

**NON-RETAIL DEVELOPMENT ADJUSTMENTS**

Category	1000 Gross Square Feet		Adjustment Value/1000SF		Subtotal
Lodging	0.00	x	7.21	=	0
Industrial	0.00	x	6.08	=	0
Office (less than 50,000 sq.ft.)	0.00	x	16.16	=	0
Office (50,000-299,999 sq.ft.)	0.00	x	10.50	=	0
Office (300,000 sq.ft. or more)	0.00	x	7.35	=	0
Medical	0.00	x	16.90	=	0
Government	0.00	x	20.95	=	0
Institutional/Educational	0.00	x	7.68	=	0
University (# of students)	0.00	x	1.66	=	0

**OTHER DEVELOPMENT ADJUSTMENTS**

Description (Attach additional sheets if necessary)	Daily Trips (Enter "0" if None)		Adjustment Value/Trip		Subtotal
ENTER HERE IF APPLICABLE	0.00	x	0.71	=	0
ENTER HERE IF APPLICABLE	0.00	x	0.71	=	0

**Total Mitigation Goal Adjustments (Points)** = 68

**CITY OF PALOS VERDES ESTATES**

Date Prepared: 15-Jul-03

2003 CMP Local Implementation Report  
 Report Period: JUNE 1, 2002 - MAY 31, 2003

**SECTION II.e - TDM CREDIT CLAIMS**

<b>Total TDM Projects:</b>	3	<b>Total TDMCredit (Points):</b>	3
----------------------------	---	----------------------------------	---

1	2	3 Alternative Work Schedules	5. Scope:	6. Units:
1	312.00	4 year round alt. work schedules	0.38	100 empl.

Enter zero ( 0 ) if question does not apply:

7. Total employees in program:	38							
8. Total employers:	1							
9. Operator of Transit Service:	0							
10. Percent of Total Fare Subsidized:	0%							
11. Net Gain avg monthly participants:	38							
12. Facility/Center Address:	Palos Verdes Police Dept: 340 PVDW							
13. Daily Parking Rate:	\$0.00							
14. Fee Increase:	\$0.00							
15. Other Info:								
16	17	18	19	20	21	22	23	24
7.30	3	2002	\$0	100%	B-1	0	100%	3

**CITY OF PALOS VERDES ESTATES**

Date Prepared: 15-Jul-03

2003 CMP Local Implementation Report  
 Report Period: JUNE 1, 2002 - MAY 31, 2003

**SECTION II.d - TRANSIT CREDIT CLAIMS**

**Total Transit Projects:** 1      **Total Transit Credit (Points):** 352

1	2	3 Restructuring of Service				5. Scope:	6. Units:
1	363.00	4 PVPTA Fixed Route Service				352	PMT
		<b>TRANSIT SERVICE TYPE</b>					
<b>TRANSIT CREDIT VALUE</b>		<b>7. Express</b>	<b>8. Local</b>	<b>9. Shuttle</b>	<b>10. DialaRide</b>	<b>Total</b>	<b>Credits</b>
Increase in Avg Weekday Ridership Over last reported rideship:		0	1,068	0	0		
Credit Factor (avg. miles per rider):		7.7	3.3	1.0	4.5		
Avg. Daily PMT:		0	3,524	0	0	3,524	
11. First Year of Service:		1990		Enter a zero ( 0 ) for all blue font entries if the question is not applicable or the answer is unknown			
12. Milestone Reached:		2					
13. Milestone Percent Factor:		100%					
14. Annual Operating Cost:		\$1,579					
15. Percent Funded Locally:		10%					
16. If commuter rail feeder service:		0					
17. If urban rail feeder service:		0					
18. Prior credits for rail boardings:		0					
19. Prior credits for this service:		0					
<b>20. Net 2003 Credit Value:</b>						<b>352</b>	


STATE OF CALIFORNIA )  
COUNTY OF LOS ANGELES ) SS:  
CITY OF PALOS VERDES ESTATES )

I, Vickie Kroneberger, Deputy City Clerk for the City of Palos Verdes Estates, California, do hereby certify that the foregoing Resolution **R03-25** was duly and regularly approved and adopted by the City Council of the City of Palos Verdes Estates at its regular meeting of the City Council on the 22nd day of July, 2003, by the following vote:

AYES: COUNCILMEMBERS: Mackenbach, Sherwood, Flood, Humphrey,  
and Abbott

NOES: COUNCILMEMBERS: None

ABSENT: COUNCILMEMBERS: None

  
Vickie Kroneberger, Deputy City Clerk