

RESOLUTION R03-21

A RESOLUTION OF THE CITY COUNCIL OF THE CITY OF PALOS VERDES  
ESTATES, CALIFORNIA, ADOPTING THE ANNUAL BUDGET  
FOR FISCAL YEAR 2003-2004 AND FIXING THE LIMITATION OF  
EXPENDITURES FOR THE SEVERAL PURPOSES,  
FUNCTIONS, FUNDS AND ACTIVITIES

THE CITY COUNCIL OF THE CITY OF PALOS VERDES ESTATES, CALIFORNIA DOES  
RESOLVE AS FOLLOWS:

Section 1. The proposed budget of expenditures duly submitted and considered, is hereby approved, adopted and fixed as the annual budget of the City of Palos Verdes Estates for the fiscal year commencing July 1, 2003 and ending June 30, 2004 and in the amount, and for the purposes, functions, funds and activities set forth in Exhibits A and B, copies of which shall be permanently attached to this resolution.

Section 2. The fund appropriations herein set forth shall constitute the maximum expenditures authorized for those funds. The City Manager is hereby authorized to make budgetary revisions within and between budget categories of each department's appropriations if, in his opinion, such a revision is necessary and proper; and will promptly notify the City Council of such revision.

Section 3. The City Manager may, at his discretion, transfer an amount not to exceed \$10,000 per item from the contingency account to any other account or department, and will promptly notify the City Council of such transfer.

Section 4. The City Manager does hereby authorize and approve the number and classifications of employees in the respective functions, departments, and/or activities as set forth in the fiscal year 2003-2004 budget.

Section 5. The City Clerk shall certify to the passage and adoption of Resolution R03-21 and enter it into the book of original resolutions.


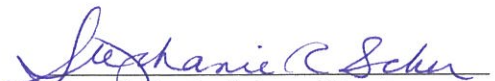
PASSED, APPROVED AND ADOPTED on this 24th day of June, 2003.



Fred W. Mackenbach, Mayor

ATTEST:

APPROVED AS TO FORM:

  
\_\_\_\_\_  
Judy Smith, City Clerk  
\_\_\_\_\_  
Stephanie R. Scher, City Attorney

**EXHIBIT A**

**BUDGET BY DEPARTMENT  
YEAR ENDING JUNE 30, 2004**

DEPARTMENT	SALARIES	BENEFITS	SUPPLIES & SERVICES	ALLOC	CAPITAL OUTLAY	TOTAL CAPITAL OPERATING IMPROVE	TOTAL BUDGET
CITY MANAGER	246,330	58,110	15,050	11,955	0	331,445	331,445
FINANCE	195,480	47,610	92,950	5,825	0	341,865	341,865
CITY CLERK	121,690	22,640	50,485	2,915	0	197,730	197,730
CITY TREASURER	8,350	1,670	9,550	2,915	0	22,485	22,485
CITY ATTORNEY	0	0	146,000	0	0	146,000	146,000
CITY PROPERTIES	0	0	130,775	107,045	0	237,820	237,820
NON-DEPARTMENT	6,825	8,700	93,160	26,220	0	134,905	134,905
POLICE	2,508,275	964,530	369,690	270,090	148,700	4,261,285	4,261,285
FIRE	0	0	2,846,130	0	0	2,846,130	2,846,130
BUILDING	38,845	12,080	422,640	34,960	0	508,525	508,525
PLANNING	87,815	22,980	199,315	32,045	0	342,155	342,155
PUBLIC WORKS ADM	3,275	0	220,190	46,610	0	270,075	270,075
STREETS	127,980	34,035	164,480	30,060	0	356,555	356,555
TRANSIT	500	135	333,100	0	0	333,735	333,735
PARKLANDS	133,655	33,600	739,700	30,060	0	937,015	937,015
INSURANCE	0	0	309,720	-291,320	0	18,400	18,400
EQUIPMENT REPLACEMENT	0	0	0	-309,380	226,500	-82,880	-82,880
CAPITAL IMPROVEMENT	0	0	0	0	0	6,831,145	6,831,145
<b>TOTALS</b>	<b>3,479,020</b>	<b>1,206,090</b>	<b>6,142,935</b>	<b>0</b>	<b>375,200</b>	<b>11,203,245</b>	<b>18,034,390</b>

**EXHIBIT B**

**EXPENDITURES BY FUND  
YEAR ENDING JUNE 30, 2004**

DEPARTMENT	FUND	General	Gas Tax	Drug Int.	SLESF	Sp. Proj.	Correct.	Fire Dist.	Prop B	Prop A	Prop C	Cap. Impr.	Equip.	Insur.	TOTAL
		1	2	3	5	6	7	22	23	26	28	30	60	65	
City Manager		331,445													331,445
Finance		341,865													341,865
City Clerk		197,730													197,730
City Treasurer		22,485													22,485
City Attorney		146,000													146,000
City Properties		237,820													237,820
Non-Department		129,430								5,475					134,905
Police		3,924,235		156,975	100,000		0	80,075							4,261,285
Fire Department		0						2,846,130							2,846,130
Building Inspect.		508,525													508,525
Planning		342,155													342,155
Public Works Ad.		250,475				19,600									270,075
Streets		111,025	245,530												356,555
Transit		0								200,635	133,100				333,735
Parklands		932,400				4,615								18,400	937,015
Insurance		0													18,400
Equipment Replc.		0											-82,880		-82,880
Capital Improvement		0										6,831,145			6,831,145
<b>TOTAL</b>		<b>7,475,590</b>	<b>245,530</b>	<b>156,975</b>	<b>100,000</b>	<b>24,215</b>	<b>0</b>	<b>2,846,130</b>	<b>80,075</b>	<b>206,110</b>	<b>133,100</b>	<b>6,831,145</b>	<b>-82,880</b>	<b>18,400</b>	<b>18,034,390</b>

**EXHIBIT C****FY 2003-2004 Authorized Positions & Ranges**

Classification	No. FTE Authorized	Salary Range
Administrative Analyst	0.88	4,205-5,255
Assistant City Manager	1	6,594-8,242
City Manager	1	8,219-10,273
Financial Services Manager	1	4,769-5,962
Police Chief	1	7,200-9,000
Police Captains	2	6,966-8,707
Exec. Assistant to City Mgr.	1	3,806-4,759
Secretary to Police Chief	1	3,290-4,053
Code Enforcement Officer	1	3,518-4,276
Financial Services Technician	2	2,746-3,509
Maintenance Foreman	1	3,892-5,207
Maintenance Worker	3	2,510-3,367
Permit Technician	2	2,746-3,509
Receptionist	0.59	2,056-2,501
Sr. Receptionist	0.59	2,318-2,819
Sr. Secretary/Deputy City Clerk	1	2,868-3,663
Senior Typist Clerk	0.24	2,483-3,020
Community Relations Officer	1	2,599-3,694
Police Officer	15	3,732-5,008
Senior Police Officer	1	3,919-5,155
Sergeant	6	4,340-6,106
Service Officer	6	2,506-3,565
Lead Services Officer	2	2,530-3,597
Records Supervisor	1	2,664-3,785
Parking Enforcement	1	\$10.00/hr
Crossing Guard	0.3	\$11.00/hr
Data Entry Clerk	0.5	\$10.50/hr
Police Intern	2	\$8.00/hr
City Treasurer	0.12	\$300/mth
	56.22	

\* Excludes monthly housing allowance for eligible management staff (City Manager, Police Chief, Asst. City Manager)

**EXHIBIT D**

**REPORT ON USE OF UTILITY USER TAX PER RESOLUTION #1043**

1. Amount of Utility User Tax collections since inception (Includes estimated revenues FY 02-03)	<b>\$37,012,650</b>
2. Interest earnings, legal settlement, other revenue & transfers (since 1983)	<b>\$6,731,317</b>
3. Amount spent on storm drains and streets in the same period	<b>\$25,542,018</b>
4. FY 2003-04 budgeted amount for storm drains and streets:	<b>\$6,789,105</b>

	DRAINS	STREETS	BLUFF COVE	OTHER	SEWERS	TOTAL
FY 83-84	829,554	0	0	0	0	829,554
FY 84-85	59,921	0	0	0	0	59,921
FY 85-86	151,207	238,656	0	118,994	0	508,857
FY 86-87	1,049,001	448,493	0	3,281	0	1,500,775
FY 87-88	208,815	393,814	0	257	0	602,886
FY 88-89	491,615	412,926	0	3,516	0	908,057
FY 89-90	68,215	342,835	1,850,000	0	0	2,261,050
FY 90-91	631,760	279,844	753,762	49,915	0	1,715,281
FY 91-92	323,839	178,799	368,904	55,417	9,390	936,349
FY 92-93	302,860	859,408	293,238	348,669	0	1,804,174
FY 93-94	178,196	373,371	600,435	110,016	0	1,262,018
FY 94-95	1,726,348	472,031	570,291	74,036	0	2,842,706
FY 95-96	816,717	266,064	458,993	113,421	0	1,655,195
FY 96-97	1,038,228	961,595	510,675	375,236	0	2,885,734
FY 97-98	1,311,285	462,775	483,888	123,515	0	2,381,463
FY 98-99	103,481	505,835	0	274,713	0	884,029
FY 99-00	2,127,629	722,846	0	307,585	0	3,158,060
FY 00-01	2,167,631	675,117	0	189,109	22,957	3,054,814
FY01-02	664,931	1,495,797	0	461,838	220,225	2,842,791
FY02-03	1,321,905	878,675	0	385,320	67,800	2,653,700
FY03-04	5,922,905	866,200	0	42,040	0	6,831,145
<b>TOTAL</b>	<b>\$21,496,043</b>	<b>\$10,835,081</b>	<b>\$5,890,186</b>	<b>\$3,036,878</b>	<b>\$320,372</b>	<b>\$41,578,559</b>
	52%	26%	14%	7%	1%	100%


STATE OF CALIFORNIA )  
COUNTY OF LOS ANGELES ) SS:  
CITY OF PALOS VERDES ESTATES )

I, Vickie Kroneberger, Deputy City Clerk for the City of Palos Verdes Estates, California, do hereby certify that the foregoing Resolution **R03-21** was duly and regularly approved and adopted by the City Council of the City of Palos Verdes Estates at its regular meeting of the City Council on the 24th day of June, 2003, by the following vote:

AYES: COUNCILMEMBERS: Mackenbach, Sherwood, Humphrey,  
and Abbott

NOES: COUNCILMEMBERS: None

ABSENT: COUNCILMEMBERS: Councilmember Flood

  
\_\_\_\_\_  
Vickie Kroneberger, Deputy City Clerk