

RESOLUTION R02-23

A RESOLUTION OF THE CITY COUNCIL OF THE CITY OF PALOS VERDES ESTATES, CALIFORNIA, ADOPTING THE ANNUAL BUDGET FOR FISCAL YEAR 2002-2003 AND FIXING THE LIMITATION OF EXPENDITURES FOR THE SEVERAL PURPOSES, FUNCTIONS, FUNDS AND ACTIVITIES

THE CITY COUNCIL OF THE CITY OF PALOS VERDES ESTATES, CALIFORNIA DOES RESOLVE AS FOLLOWS:

Section 1. The proposed budget of expenditures duly submitted and considered, is hereby approved, adopted and fixed as the annual budget of the City of Palos Verdes Estates for the fiscal year commencing July 1, 2002 and ending June 30, 2003 and in the amount, and for the purposes, functions, funds and activities set forth in Exhibits A and B, copies of which shall be permanently attached to this resolution. The City Clerk shall certify to the passage and adoption of this budget and resolution and the same shall be placed in the official files of the office of the City Clerk.

Section 2. The fund appropriations herein set forth shall constitute the maximum expenditures authorized for those funds. The City Manager is hereby authorized to make budgetary revisions within and between budget categories of each department's appropriations if, in his opinion, such a revision is necessary and proper; and will promptly notify the City Council of such revision.


Section 3. The Assistant City Manager is hereby authorized to transfer monies in accordance with the Inter-Fund Transfers as set forth in Exhibit A, in such amounts and at such times during the fiscal year as may be deemed necessary. Transfer shall not be made in contravention to State law or City Ordinance, or exceed in total amounts stated in Exhibit A, or as amended by City Council.

Section 4. The City Manager may, at his discretion, transfer an amount not to exceed \$10,000 per item from the contingency account to any other account or department, and will promptly notify the City Council of such transfer.

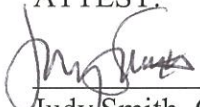
Section 5. The City Manager does hereby authorize and approve the number and classifications of employees in the respective functions, departments, and/or activities as set forth in the fiscal year 2002-2003 budget.

Section 6. The City Clerk shall certify to the passage and adoption of Resolution R02-23 and enter it into the book of original resolutions.

PASSED, APPROVED AND ADOPTED on this 25th day of June, 2002.


Rosemary Humphrey, Mayor

ATTEST:



Judy Smith, City Clerk

APPROVED AS TO FORM:



Stephanie Scher, City Attorney

EXHIBIT A

BUDGET BY DEPARTMENT
YEAR ENDING JUNE 30, 2003

DEPARTMENT	SALARIES	BENEFITS	SUPPLIES & SERVICES	ALLOC	CAPITAL OUTLAY	OPERATING	CAPITAL IMPROVE	TOTAL BUDGET
CITY MANAGER	239,525	47,505	15,635	11,955	0	314,620	0	314,620
FINANCE	192,680	44,780	99,870	5,825	0	343,155	0	343,155
CITY CLERK	112,490	17,670	78,285	2,915	0	211,360	0	211,360
CITY TREASURER	11,690	2,255	10,180	2,915	0	27,040	0	27,040
CITY ATTORNEY	0	0	165,000	0	0	165,000	0	165,000
CITY PROPERTIES	0	0	119,300	90,380	6,600	216,280	0	216,280
NON-DEPARTMENT	6,575	7,300	89,160	26,220	0	129,255	0	129,255
POLICE	2,428,240	735,640	321,510	241,910	176,355	3,903,655	0	3,903,655
FIRE	0	0	2,775,700	0	0	2,775,700	0	2,775,700
BUILDING	40,465	12,000	499,255	34,960	0	586,680	0	586,680
PLANNING	88,460	21,950	239,055	32,045	0	381,510	0	381,510
PUBLIC WORKS ADM	3,025	0	174,850	46,610	0	224,485	0	224,485
STREETS	147,720	33,140	160,045	28,625	5,410	374,940	0	374,940
TRANSIT	500	135	233,100	0	0	233,735	0	233,735
PARKLANDS	152,780	34,955	719,825	28,625	0	936,185	0	936,185
INSURANCE	0	0	320,520	-291,320	0	29,200	0	29,200
EQUIPMENT REPLACEMENT	0	0	0	-261,665	251,500	-10,165	0	-10,165
CAPITAL IMPROVEMENT	0	0	0	0	0	0	6,648,750	6,648,750
TOTALS	3,424,150	957,330	6,021,290	0	439,865	10,842,635	6,648,750	17,491,385

EXHIBIT B

**EXPENDITURES BY FUND
YEAR ENDING JUNE 30, 2003**

FUND	1	2	3	5	6	7	22	23	26	28	30	60	65	TOTAL
	General	Gas Tax	Drug Int.	SLESF	Sp. Proj.	Correct.	Fire Dist.	Prop B	Prop A	Prop C	Cap. Impr.	Equip.	Insur.	
DEPARTMENT														
City Manager	314,620													314,620
Finance	343,155													343,155
City Clerk	211,360													211,360
City Treasurer	27,040													27,040
City Attorney	140,000												25,000	165,000
City Properties	216,280													216,280
Non-Department	123,780								5,475					129,255
Police	3,530,855		182,415	113,070		3,500		73,815						3,903,655
Fire Department	0						2,775,700							2,775,700
Building Inspect.	586,680													586,680
Planning	381,510													381,510
Public Works Ad.	180,185	25,000			19,300									224,485
Streets	105,785	263,155			6,000									374,940
Transit	0								100,635	133,100				233,735
Parklands	931,685				4,500									936,185
Insurance	0												29,200	29,200
Equipment Replc.	0											-10,165		-10,165
Capital Improvement	0										6,648,750			6,648,750
TOTAL	7,092,935	288,155	182,415	113,070	29,800	3,500	2,775,700	73,815	106,110	133,100	6,648,750	-10,165	54,200	17,491,385

EXHIBIT C**FY 2002-2003 Authorized Positions & Ranges**

Classification	No. FTE Authorized	Salary Range
Administrative Analyst	0.88	4,043-5,053
Assistant City Manager	1	6,340-7,925
City Manager	1	7,903-9,878
Financial Services Manager	1	4,585-5,733
Police Chief	1	6,923-8,654
Police Captians	2	6,698-8,372
Exec. Assistant to City Mgr.	1	3,659-4,576
Secretary to Police Chief	1	3,163-3,897
Sr. Secretary/Deputy City Clerk	1	2,759-3,522
Equipment Mechanic	1	3,096-3,765
Maintenance Foreman	1	3,742-5,018
Maintenance Worker	3	2,413-3,237
Permit Technician	2	2,640-3,371
Receptionist	0.59	1,976-2,403
Sr. Receptionist	0.59	2,228-2,709
Financial Services Technician	2	2,640-3,371
Senior Typist Clerk	0.24	2,387-2,904
Community Relations Officer	1	2,548-3,551
Police Officer (inc. SRO)	14	3,659-4,814
Sergeant	6	4,255-5,869
Service Officer	7	2,294-3,198
Lead Services Officer	2	2,567-3,580
Records Supervisor	1	2,704-3,767
Parking Enforcement	1	\$10.00/hr
Crossing Guard	0.3	\$10.63/hr
Data Entry Clerk	0.5	\$10.25/hr
Police Intern	2	\$8.00/hr
City Treasurer	0.12	\$300/mth
	55.22	

* Excludes monthly housing allowance for eligible management staff

EXHIBIT D

REPORT ON USE OF UTILITY USER TAX PER RESOLUTION #1043

1. Amount of Utility User Tax collections since inception: \$36,840,406
(Includes estimated revenues FY 01-02 & budgeted revenues FY 02-03)
2. Interest earnings and legal settlement since 1983: \$4,047,532
3. Amount spent on storm drains and streets in the same period: see below.
4. Estimated amount spent FY 01-02 on storm drains and streets: \$2,188,280
5. FY 2002-03 budgeted amount for storm drains and streets: \$6,207,620
6. Value of storm drain and street projects to be completed beyond FY02-03
 Storm Drains: \$2.190 million* Streets: **Requires update to Pavement Management
 (*excludes Paseo Lunado channel) Plan to determine ongoing maintenance needs

	DRAINS	BLUFF COVE	STREETS	OTHER	TOTAL
FY 83-84	829,554	0	0	0	829,554
FY 84-85	59,921	0	0	0	59,921
FY 85-86	151,207	0	238,656	118,994	508,857
FY 86-87	1,049,001	0	448,493	3,281	1,500,775
FY 87-88	208,815	0	393,814	257	602,886
FY 88-89	491,615	0	412,926	3,516	908,057
FY 89-90	68,215	1,850,000	342,835	0	2,261,050
FY 90-91	631,760	753,762	279,844	49,915	1,715,281
FY 91-92	323,839	368,904	178,799	64,807	936,349
FY 92-93	302,860	293,238	859,408	348,669	1,804,174
FY 93-94	178,196	600,435	373,371	110,016	1,262,018
FY 94-95	1,726,348	570,291	472,031	74,036	2,842,706
FY 95-96	816,717	458,993	266,064	113,421	1,655,195
FY 96-97	1,038,228	510,675	961,595	375,236	2,885,734
FY 97-98	1,311,285	483,888	462,775	123,515	2,381,463
FY 98-99	103,481	0	505,835	274,713	884,029
FY 99-00	2,127,629	0	722,846	307,585	3,158,060
FY 00-01	2,167,631	0	675,117	212,066	3,054,814
FY01-02	656,865	0	1,531,415	687,615	2,875,895
FY02-03	5,171,420	0	1,036,200	441,130	6,648,750
TOTAL	19,414,587	5,890,186	10,162,024	3,308,772	38,775,568
	50%	15%	26%	9%	100%


STATE OF CALIFORNIA)
COUNTY OF LOS ANGELES) SS:
CITY OF PALOS VERDES ESTATES)

I, Vickie Kroneberger, Deputy City Clerk for the City of Palos Verdes Estates, California, do hereby certify that the foregoing Resolution **R02-23** was duly and regularly approved and adopted by the City Council of the City of Palos Verdes Estates at its regular meeting of the City Council on the 25th day of June, 2002, by the following vote:

AYES: COUNCILMEMBERS: Humphrey, Mackenbach
Sherwood, Turner and Flood

NOES: COUNCILMEMBERS: None

ABSENT: COUNCILMEMBERS: None



Vickie Kroneberger, Deputy City Clerk