









LOS ANGELES COUNTY **FIRE DEPARTMENT**

FIRE EXTINGUISHER CLASSIFICATIONS

FIRE TYPE	E X T I N G U I S H I N G AGENT	METHOD
 <p>Ordinary Solid Materials</p>	WATER FOAM	REMOVES HEAT REMOVES AIR AND HEAT
	 DRY CHEMICAL HALON	BREAKS CHAIN REACTION
 <p>Flammable Liquids</p>	FOAM CO²	CREATES BLANKET REMOVES AIR
	DRY CHEMICAL HALON	BREAKS CHAIN REACTION
 <p>Electrical Equipment</p>	CO²	REMOVES AIR DISPLACES OXYGEN)
	DRY CHEMICAL HALON	BREAKS CHAIN REACTION
 <p>Combustable Metals</p>	DRY POWDER/ SPECIAL AGENTS DEPENDING ON METAL	USUALLY REMOVES AIR / CHEMICAL REACTION
 <p>Kitchen Grease & Oil Fires</p>	WATER BASED CHEMICAL AGENT	SAPONIFICATION (CREATES BLANKET) WITH GREASE & OIL SEALS OUT OXYGEN COOLING



LOS ANGELES COUNTY FIRE DEPARTMENT HOW TO USE FIRE EXTINGUISHERS

RING PIN

HOLD UPRIGHT.
PULL RING PIN.

AIM AT BASE OF FIRE.
SQUEEZE LEVER.
SWEEP SIDE TO SIDE.

CO₂

3' to 5'

**DRY CHEMICALS
BC or ABC**

8' to 10'

WATER TYPE

5' to 40'