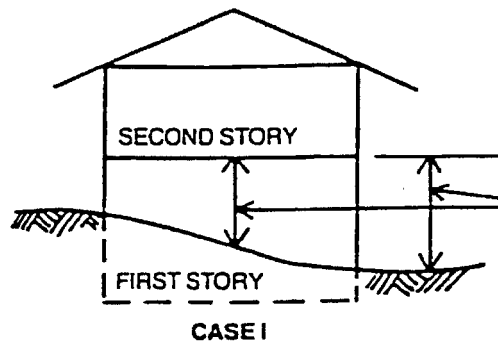


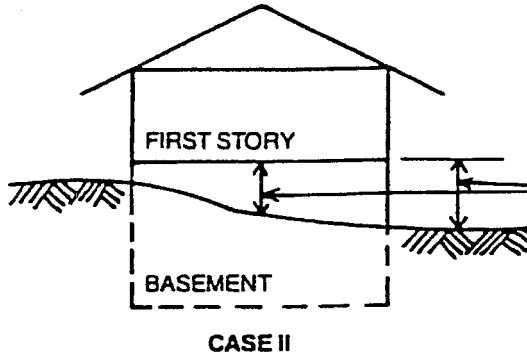
NOTE: All references to "grade" shall refer to natural grade



THE LOWER FLOOR LEVEL IS CLASSIFIED AS THE FIRST STORY IF THE FLOOR LEVEL ABOVE IS:

MORE THAN 6 FEET ABOVE GRADE FOR MORE THAN 50 PERCENT OF THE TOTAL PERIMETER OR MORE THAN 12 FEET ABOVE GRADE AT ANY POINT.

TWO-STORY BUILDING



THE UPPER FLOOR LEVEL WILL BE CLASSIFIED AS THE FIRST STORY IF THE FLOOR LEVEL IS:

NOT MORE THAN 6 FEET ABOVE GRADE FOR AT LEAST 50 PERCENT OF THE PERIMETER AND DOES NOT EXCEED 12 FEET ABOVE GRADE AT ANY POINT.

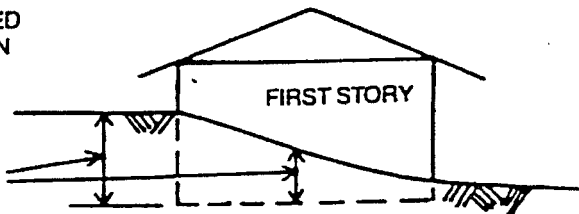
ONE-STORY AND BASEMENT BUILDING

MULTILEVEL BUILDINGS

FIRST STORY FOR A BUILDING HAVING ONLY ONE LEVEL:

FLOOR LEVEL IS CLASSIFIED AS THE FIRST STORY WHEN THE FLOOR LEVEL IS:

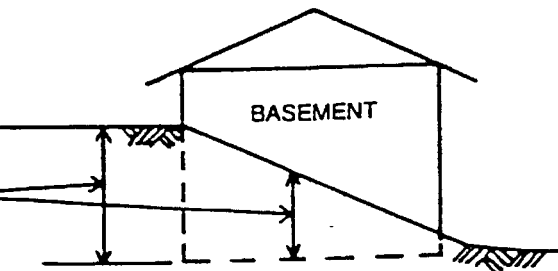
NOT MORE THAN 4 FEET BELOW GRADE FOR MORE THAN 50 PERCENT OF THE TOTAL PERIMETER NOR MORE THAN 8 FEET BELOW GRADE AT ANY POINT.



CASE III

BUILDING HAS NO FIRST STORY AND THE FLOOR LEVEL IS CLASSIFIED AS A BASEMENT WHEN THE FLOOR LEVEL IS:

MORE THAN 4 FEET BELOW GRADE FOR MORE THAN 50 PERCENT OF THE TOTAL PERIMETER OR MORE THAN 8 FEET BELOW GRADE AT ANY POINT.



CASE IV

SINGLE-LEVEL BUILDINGS

Figure No. 4-4